
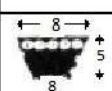
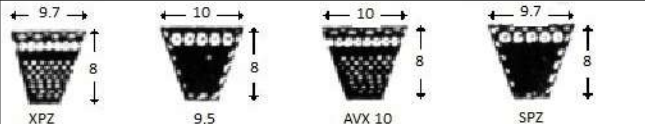
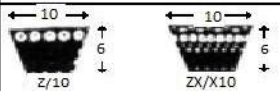
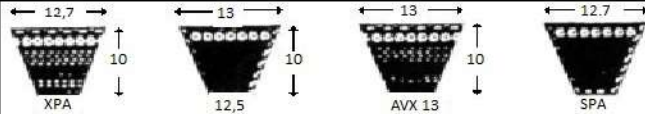
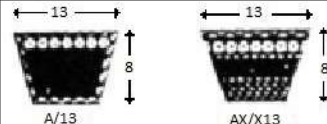
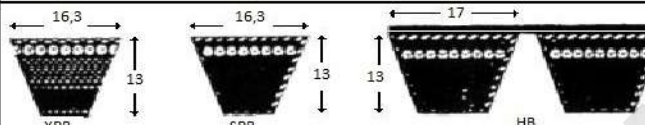
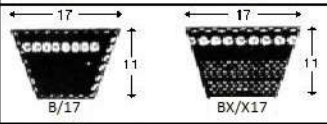
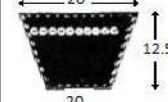
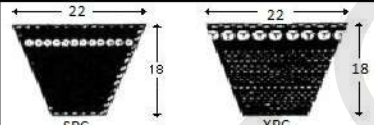
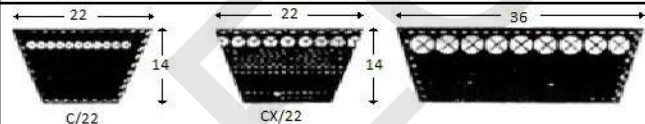
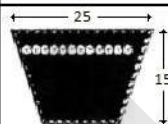
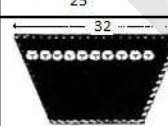



## Conversie Curele

| PROFIL   |  | Lungimea de funcționare         | La=Li+<br>↓<br>mm | La=Lp+<br>↓<br>mm | Lp=Li+<br>↓<br>mm | Diametrul roții minim recomandat |
|--|---|---------------------------------|-------------------|-------------------|-------------------|----------------------------------|
|    |   | Li/Lp                           | <b>31</b>         | <b>12</b>         | <b>19</b>         | 8=40                             |
|    |   | SPZ, XPZ Lp<br>9.5 AVX10<br>La  | <b>50</b>         | <b>13</b>         | <b>37</b>         | SPZ=63mm<br>XPZ=56mm             |
|    |   | Z/10 Li/Lp<br>ZX Lp             | <b>38</b>         | <b>13</b>         | <b>25</b>         | 10=50mm<br>ZX=40mm               |
|    |   | SPA XPA Lp<br>12.5, AVX13<br>La | <b>63</b>         | <b>18</b>         | <b>45</b>         | SPA=90mm<br>XPA=71mm             |
|    |   | A/13 Li/Lp<br>AX Lp             | <b>50</b>         | <b>20</b>         | <b>30</b>         | 13=71mm<br>AX=63mm               |
|   |   | SPB XPB Lp<br>HB La             | <b>82</b>         | <b>22</b>         | <b>60</b>         | SPB=140<br>XPB=112               |
|  |   | B/17 Li/Lp<br>BX Lp             | <b>69</b>         | <b>26</b>         | <b>43</b>         | 17=112<br>BX=90                  |
|  |   | Li/Lp                           | <b>79</b>         | <b>31</b>         | <b>48</b>         | 20=160                           |
|  |   | Lp                              | <b>113</b>        | <b>30</b>         | <b>83</b>         | SPC=224<br>XPC=180               |
|  |   | CX/Lp<br>C/22, 36<br>Li/Lp      | <b>88</b>         | <b>30</b>         | <b>58</b>         | 22=180<br>CX=140                 |
|  |   | Li                              | <b>100</b>        | <b>39</b>         | <b>61</b>         | 25=250                           |
|  |   | Li                              | <b>126</b>        | <b>51</b>         | <b>75</b>         | 32=355                           |
|  |   | Li                              | <b>138</b>        | <b>58</b>         | <b>80</b>         | ---                              |

În cazul în care aveți nevoie de sprijin pentru o identificare exactă a dimensiunii curelei dumneavoastră, apălați cu încredere directorul de produs. **Ing. Bartha Berta** prin, e-mail: [curele@leco.ro](mailto:curele@leco.ro) sau la nr de tel. **0744 335 008**